


SKYMASTER SK22A SK27A



1

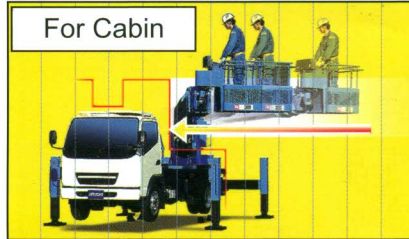
Pre-programmed interference avoidance System

For Ground



When the boom approaches to the cabin or ground, it automatically stops to prevent accidental collision and damage.

For Cabin



SK27A

Max,Platform Height
27.0 m
Max,Platform Loading
200 kg

SK22A

Max,Platform Height
22.1 m
Max,Platform Loading
200 kg


2

Horizontal Vertical Control , Non-Stop Control System



Speed Control Switch



Proportional Control system is taken for Boom operation. You can choose Control speed High or Low.



	HV Control System	You can move the basket straight in vertical or horizontal direction with a single lever operation.
	Independent Control System	Three different boom control modes are available and you can select one.
	Non-Stop Control System	You can continuously lower the boom along the specified work radius limit.

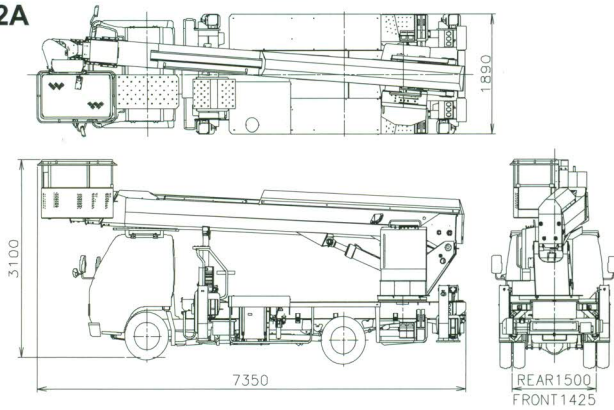
In this control mode, since the boom lowering function does not stop even when the platform reaches its specified work radius limit. You can continuously lower the boom along the specified work radius line of the platform.

HV control is highly efficient work continuously as it permits the operator to move the basket straight in a flat plane with a single lever operation.

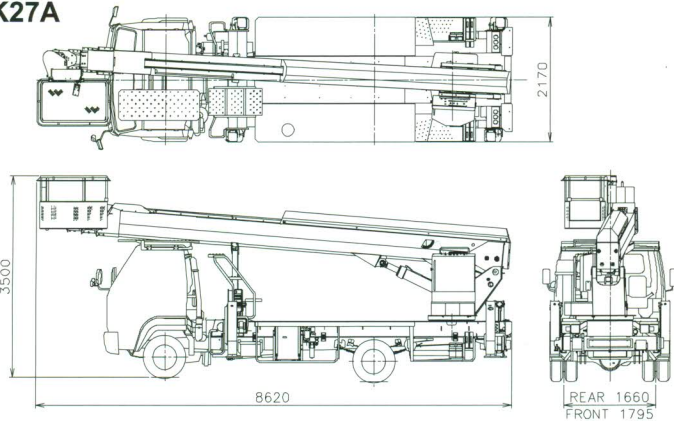


VEHICLE DIMENSION

SK22A

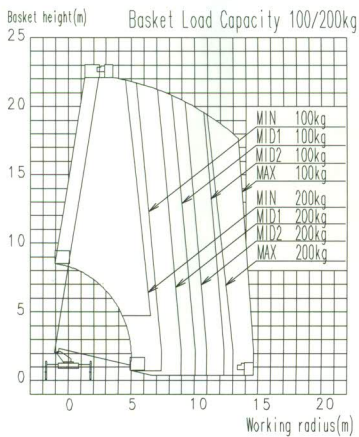


SK27A

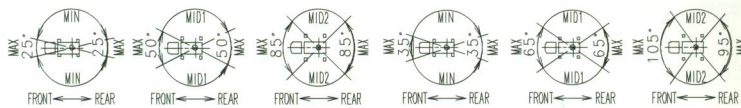
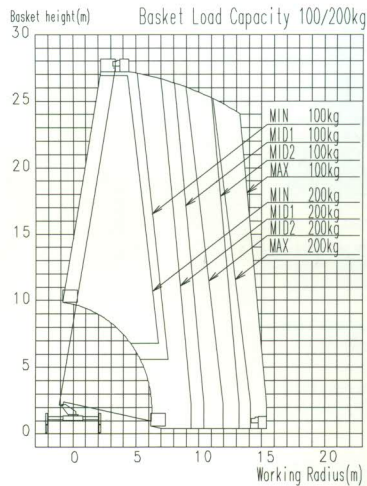


WORKING RANGE DIAGRAM

SK22A



SK27A



- *Specifications are subject to change without notice and without obligation on the part of the manufacture.
- *This information, while believed to be completely reliable is not be taken as warranty for which we assume legal responsibility.

These specifications and appearance are subject to change for improvement without notice.

SPECIFICATION

● MODEL NUMBER AND NAME			
Model Number	SK22A	SK27A	
Model Name	Aerial Platform		
● BASKET			
Loading Capacity	200kg (2persons)		
Max.Basket Floor Height	22.1m	27.0m	
Max.Working Radius	14.6m(100kg/Load)	15.4m(100kg/Load)	
Inner Dimension(L×W×H)	1.2m×0.7m×0.9m		
Swing Angle	Left95° ~Right100°		
● BOOM			
Type	4 stages fully telescopic		
Length	6.785m~20.585m	8.060m~25.670m	
Telescopic Stroke	13.80m	17.61m	
Extension Speed	13.80m/50s	17.61m/60s	
Retraction Speed	13.80m/50s	17.61m/60s	
Boom Angle	-12° ~80°		
Elevation Speed	-12° ~80° /50s (Up and Down)		
● ROTATION DEVICE			
Rotation Angle	360° (Rotation)		
Rotation Speed	1. 2rpm		
● OUTRIGGER			
Outrigger Width	MIN	1710mm~2400mm	1990mm~2800mm
	MID1	2400mm~3000mm	2800mm~3600mm
	MID2	3000mm~3650mm	3600mm~4370mm
	MAX	3650mm~3700mm	4370mm~4420mm
Outrigger Stroke	995mm	1215mm	
Jack Stroke	545mm	645mm	
● SAFETY DEVICE			
Hydraulic safety device (Relief valve, Pilot check valves on outrigger cylinders, Holding valves on Elevation and Extension cylinders, Basket Leveling system), Stop Switch, Foot Switch, AMCS(Aichi Moment Control System), Handrail, Lever Guard, Automatic speed control for Boom Elevation and Rotation D-ring for Safety Belt, Emergency Pump, Bucket Load System Pre-programmed cabin and toolbox avoidance system Pre-programmed bucket and ground avoidance system Jack-Boom Interlock system			
● OTHER DEVICES			
Automatic stowing of the boom, Automatic Accelerator, Horizontal and vertical movement control, Error Checker Non-stop control system, Roofsteps, Level gauge			
● STANDARD ACCESSORIES			
Wooden Jack Base, Wheel Chock			

AICHI CORPORATION

